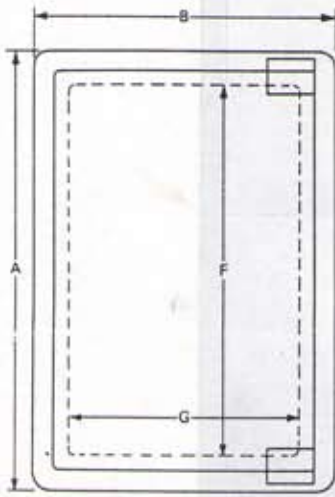
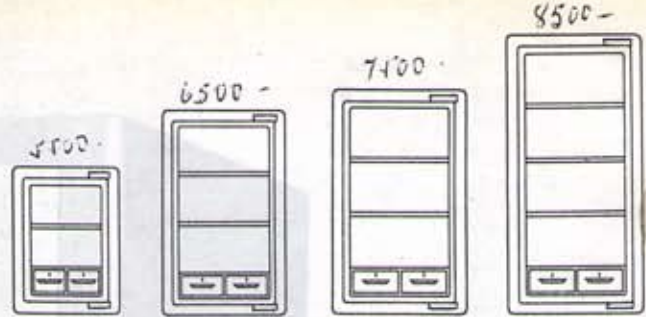
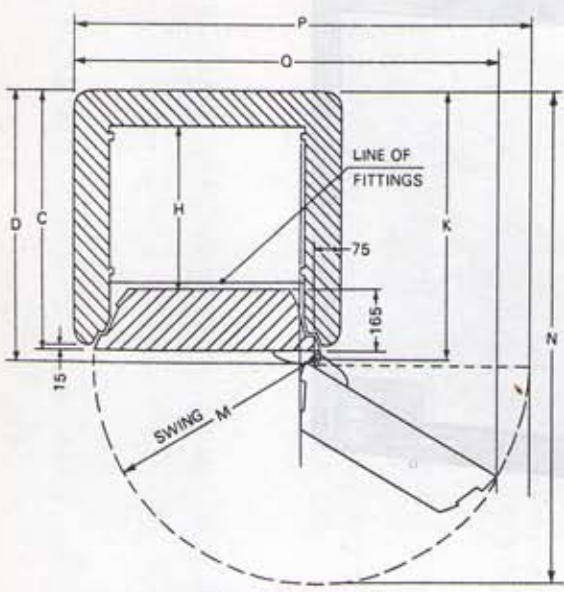


CHUBB-STEELAGE
BANKERS SAFE
TORCH & DRILL RESISTANT

Specifications & Dimensions (IN MM)



FRONT ELEVATION



HORIZONTAL SECTION

MODEL REF.	TDR/800	TDR/1050	TDR/1225	TDR/1525
------------	---------	----------	----------	----------

OUTSIDE DIMENSIONS

Height A	800 <i>35.7</i>	1050 <i>41.7</i>	1225 <i>48.6</i>	1525 <i>61.0</i>
Width B	600 <i>24.0</i>	750 <i>30.0</i>	750 <i>30.0</i>	750 <i>30.0</i>
Depth of Body C	615 <i>24.6</i>	715 <i>28.6</i>	715 <i>28.6</i>	715 <i>28.6</i>
Depth over Hinge D	650	750	750	750
Depth over Handle	660	780	780	780

INSIDE DIMENSIONS

Height F	600 <i>24.0</i>	850 <i>34.0</i>	1025 <i>41.0</i>	1325 <i>53.0</i>
Width G	400 <i>16.0</i>	550 <i>22.0</i>	550 <i>22.0</i>	550 <i>22.0</i>
Depth H	345 <i>13.6</i>	445 <i>17.5</i>	445 <i>17.5</i>	445 <i>17.5</i>

OVERALL SIZES-DOOR OPEN

N	1100	1350	1350	1350
P	1100	1300	1300	1300
Q	970	1270	1270	1270

FOR SWING

K	635	735	735	735
M	465	615	615	615
Approx. Capacity (Cu. Metres)	0.08	0.21	0.25	0.32

STANDARD FITTINGS

Drawers	2	2	2	2
No. of Shelves	1	2	2	3
Dualco Locks	1	1	2	2

SHIPPING DATA

Height of Case	915	1168	1345	1650
Width of Case	775	863	895	895
Depth of Case	730	889	800	890
Approx. Nett Weight (Kgms)	770 <i>1494</i>	1240 <i>2728</i>	1410 <i>3107</i>	1690 <i>3718</i>
Approx. Gross Weight	930	1340	01.485	01.790



STEELAGE INDUSTRIES LTD.

Opp. P.O. Mazagaon, Bombay-400 010. India,
Phone: 392961/2. Telex: 011-4728.