


Gary

BANK-GUARD

TL-30 CLASS 'F'

MONEY SAFES RECTANGULAR DOOR
SQUARE DOOR



MODEL FR-5030

Special 'ON DUTY'
protection for
your business

- Body fabricated from 1" carbon steel, all joints electrically welded.
- Door of laminated tool resistant steel over 1½" thick.
- Extra heavy hinges, with ball bearings, assure proper swing of door.
- Locked by three 1" chrome plated bolts and continuous locking bar on hinge side.
- Underwriters Group II million change key change lock.
- U.L. approved reloading device.
- Spy proof dial.
- Special alloy drill resistive hard plates protect lock and bolt work.
- Bolt detent eliminates damage to bolts by allowing them to extend only when the door is closed.
- Finish: Gary Grey, Siltan, Black, Nevamar Brown—Other colors available upon request.

NATIONWIDE SERVICE NETWORK


Prices on Page 4 of our Price List.

SERVICE AND DEPENDABILITY WITH

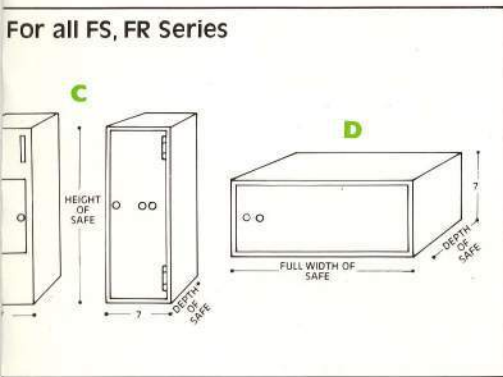
Gary

BANK-GUARD FR—SERIES

INSURANCE CLASSIFICATION TL-30 CLASS "F" Under Mercantile Safe and Money Securities Broad Form Policies



MODEL FR-3028



Model	Inside Dimensions				Outside Dimensions			chest weight	recommended cladding installation
	high	wide	deep	Cubic Capacity	high	wide	deep including handle		
FR2416	24	16	16	6144	26	18	23	830	FC-4
FR3020	30	20	20	12000	32	22	27	1125	FC-6
FR3024	30	24	20	14400	32	26	27	1230	FC-7
FR3028	30	28	20	16800	32	30	27	1600	FC-8
FR3624	36	24	20	17280	38	26	27	1490	FC-7
FR4024	40	24	20	19200	42	26	27	1750	FC-8
FR4027	40	27	20	21600	42	29	27	1820	FC-8
FR5030-20	50	30	20	30000	52	32	27	3000	FC-12
FR5030-30	50	30	30	45000	52	32	37	3100	FC-12
FR7234	72	34	26	63648	74	36	33	3800	Spec.

FSM SERIES FEATURES:

- Deposit to Manager Locker 3" x 12".
- Deposit to Collector's Locker 3" x 12".
- Cash Register tray storage.
- Manager's locker 12" H, 12" W, 15" D, equipped with combination lock.
- Collector's compartment dual key protection 12" H, 12" W, 15" D.
- Rolled coin storage.
- Exterior door equipped with key change, key locked combination dial set for day use.
- Price includes concrete fill

FSM SERIES: The Depository & Cashier's Safe with (1) Exterior Door


Model	Inside Dimensions				Outside Dimensions			chutes	approximate shipping wgt.		till storage
	high	wide	deep	Cubic Capacity	high	wide	deep		filled	empty	
FSM2424	24	24	20	11520	48	32	30	3x12	4050	1400	8
FSM3024	30	24	20	14400	54	32	30	3x12	4600	1800	14
FSM4024	40	24	20	19200	60	32	30	3x12	5150	2200	20
FSM5024	50	24	20	24000	66	32	30	3x12	5700	2600	30

FACTORY CLADDINGS

Product Code	Model	height	width	depth	weight filled	weight unfilled
1011030	FC-4	36	24	26	1950	125
1011040	FC-5	40	26	26	2400	155
1011050	FC-6	45	28	30	3450	185
1011060	FC-7	48	32	30	4150	210
1011070	FC-8	54	32	30	4700	240
1011080	FC-9	60	32	30	5250	290
1011090	FC-10	66	34	30	6130	310
1011100	FC-11	72	36	30	7000	360
1011110	FC-12	60	40	40	7860	395

Any model of the FS or FR series may be permanently welded into a heavy steel cladding with reinforcing angles supporting the safe. Select the cladding by referring to recommended cladding as shown in column nine of FS and FR Models.

The FSM Series are already installed in factory claddings and are priced to reflect this feature.



MODEL FS-2020 TL-30 in FC-8 Cladding

OPTIONAL FEATURES

- Installation of Safe in Factory Cladding (Standard on FSM Series)
- Factory Cement Filling
- Keylock dials
- Anchor Bolt Assembly
- Time Lock: 144 hour – 2 movement – Factory Installed
- Time Delay: 15-30 Minutes – Factory Installed
- Silent Signal Combination Lock – Factory Installed
- Special Colors
- Door Mounted Coin Rack
- Shelves
- Decorator Walnut Grained Vinyl (Door only)

GARY WARRANTY

This safe is warranted against manufacturing defects for a period of twelve months from the date the item is shipped from our factory.

This warranty will cover repair or replacement at Gary's option, and will be void unless work performed on the unit is with prior authorization from Gary Safe Company.

