

An Investment In The Finest Security Money Can Buy.

# KASO

---

**BULLION MK-II  
UL TL15**

**BURGLARY + 2 HOUR FIRE  
CLASSIFICATION**




MODEL 240





## The Safe You Want When Minimum Standards A



Withstands the formidable core drill and heavy tool attack UL TL 15.



### KASO BULLION MK-II UL TL 15 + 2 HOUR FIRE

Since 1891, KASO has been successfully protecting the treasures of the world. As today's criminals become increasingly sophisticated in the use of thermal cutting tools, explosives, high-speed carbide and diamond-tipped drills, electrified impact hammers, as well as powerful wedging and forcing techniques, KASO has drawn upon extensive scientific research and almost a century of experience to meet the challenge.

You can rest easy knowing that the KASO Bullion Safe provides you with six-sided protection against assault, burglary and fire. Like all KASO safes, by design the Bullion combines strength with beauty in a sophisticated safe which provides exceptional defense against all known forms of attack—at a remarkably low cost. Any way you look at it, KASO is a safe investment.

**Research** Through continuous research and stringent testing, the company has developed a long tradition of excellence valued by the discerning customer. KASO safes, vaults, fire files and data safes are dedicated to meeting the highest standards anywhere in the world. As a result, over 80% of the company's production is exported.

KASO's four factories and foundry are among the most modern in the world. Their scientists, technicians and designers, working on their own and in cooperation with various

international research institutes, continuously strive to provide you with that priceless treasure—"peace of mind."

### SPECIFICATIONS:

**Door** KASO's unique door incorporates a massive 6 1/4" shell with protective metals over the entire door, and additional protection over the locks. A laminated 4 1/4" "Kasafrax" matrix with armor grid is designed to resist major attack by drills and power impact tools. Other protective devices, activated every time the safe is locked, shield your valuables from the oxy-acetylene blowtorch, thermal attack and explosives.

**Body** The Bullion is available in wide range of sizes, up to on high-capacity unit with over 53 cub feet of space—virtually a walk-in vault! The total protective body thickness is 4" including 3/8" of metal protection. Power-bent and electrically-welded construction maintains uniform strength, while 3 5/8" monolith of the anti-penetration, highly stress-resistant material "Kasafrax" is a bulwark against heavy tool attack.


**Locks** Multiple heavy steel slicing bolts engage horizontally into the body structure itself. The heart of the entire lock mechanism is a large floating glass plate, a sophisticated "nerve center" from which multiple randomly located locking devices are sensitized to ac



ESTABLISHED 1891

# KASO





280

2100

## Not Enough.

vate in the event of a major attack. A hinged, lockable door inside provides access to a specially designed lock-case area.

Standard locking combines a high precision, acid-resistant keylock (with keys in triplicate) with a 4-wheel Group 2 combination lock. (Models 220 and 225 have the combination lock without the keylock feature.)

**Finish** The impenetrability of the Bullion Safe is matched by an impressive exterior, durable and handsome, available in an ivory color, with stainless lock control panels and hinges.

**Fittings** Included in the price are standard fittings for every Bullion Safe, indicated in the dimensions table in this brochure. All shelves are adjustable. Please ask about the additional interior security features available as options.

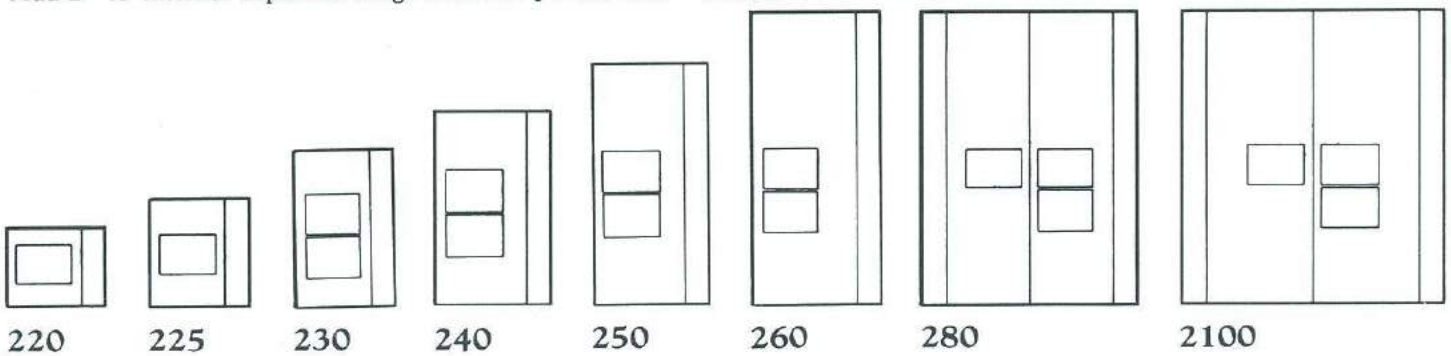


MODEL 250

# KASO BULLION MK-II UL TL 15

MODEL	Internal Dimensions			External Dimensions			Shelves Standard	Cubic Feet	Cubic Inches	Weight Pounds
	H	W	D	H	W	D				
<b>220</b>	13 3/4"	19"	14 1/2"	21 1/2"	27"	24 1/2"	—	2.2	3,790	750.
<b>225</b>	21 1/2"	19"	14 1/2"	29 1/2"	27"	24 1/2"	1	3.4	5,875	1100.
<b>230</b>	35 1/2"	19"	14 1/2"	43 1/2"	27"	24 1/2"	2	5.7	9,780	1450.
<b>240</b>	45 1/2"	24"	16 1/2"	53 1/4"	31 3/4"	26 1/4"	3	10.3	17,745	2200.
<b>250</b>	59"	24"	16 1/2"	67"	31 3/4"	26 1/4"	4	13.3	23,010	2780.
<b>260</b>	73"	27 1/2"	20"	80 3/4"	35 1/2"	30"	5	23.2	40,150	3385.
<b>280*</b>	73"	51 1/4"	20"	80 3/4"	59"	30"	5+ (comp.)	43.3	74,825	4910.
<b>2100*</b>	73"	64 1/4"	20"	80 3/4"	72"	30"	5+ (comp.)	53.4	93,805	5600.

Add 2" to external depth for hinge and lock protrusions. \* Double door versions



Model	A	B	C	D	E	F
KK-280	59"	29 1/4"	114"	56 1/4"	29 3/4"	27 3/4"
KK-2100	72"	29 1/4"	99 1/4"	67 1/4"	36"	34"

Model	A	B	C	D	E
KK-220	27"	23 3/4"	50 1/2"	48 3/4"	23 3/4"
KK-225	27"	23 3/4"	50 1/2"	48 3/4"	23 3/4"
KK-230	27"	23 3/4"	50 1/2"	48 3/4"	23 3/4"
KK-240	31 3/4"	25 1/2"	59 3/4"	55 1/4"	28 1/2"
KK-250	31 3/4"	25 1/2"	59 3/4"	55 1/4"	28 1/2"
KK-260	35 1/2"	29 1/2"	70"	70 3/4"	32 1/4"

