

Mosler

An American-Standard Company
Hamilton, Ohio 45012

Torch and Tool Resistive (TRTL) Money Safes ^{The Mini-Vault} (Or Maxi-Safe).

Mosler TRTL-30 Money Safes offer the **ULTIMATE ANSWER** to **YOUR** money and securities **PROTECTION PROBLEMS**. Tested and labeled by the **Underwriters' Laboratories Inc.** for resistance to torch and tool

attack, they are approved by the **National Bureau of Casualty Underwriters** for a low insurance rate of "H" under **Mercantile Safe** policies and "G" for **Broad Form and Bank Policies**.

Every feature is a security feature with Mosler:

The door . . . is secure against sledge and torch attack. The door is machined of steel from a maximum of 4¹/₈" to a minimum of 2³/₈" over its center. Relsom provides this resistance.

The body front . . . resists carbide and diamond drills, hole saws and cutting wheels. It is also torch resistive. Relsom/copper bonding provides this resistance.

The body lugs . . . provide attack resistance. They are machined as an integral part of the body.

The locking bolt mechanism . . . is protected against drill attack by Relsom. Mosler's dual locking bolts are listed by Underwriters' Laboratories Inc.

The relock . . . also U.L. listed automatically deadlocks the dual bolts in the event of a punching attack on the lock.

The hand change combination lock . . . is radiological proof and manipulation resistant. This group IR lock has been adopted by the government for maximum security.

The thermal relock . . . quickly deadlocks the dual bolts in the event of torch attack.

The interlock . . . prevents damage to the locking mechanism. The locking bolts cannot be extended when the safe door is in the open position.

The concrete claddings . . . thwart carry-off and add more resistance to today's common tools of attack. The cladding is steel reinforced concrete completely encased in steel. The Money Safe may also be welded into a record safe to provide protection against fire.


The optional interiors . . . allow you to schedule the functions of your business for periods of maximum security. Shelves and dual control (two key) inner doors will suit your specific needs.

The door handle . . . adds integrity, and beauty. The double lever, gear drive handle is cast of solid metal and heavily chrome plated with a contemporary brushed finish.


Mosler TRTL-30 Money Safes are finished in textured dark gray. A full range of decorator colors is also available at no extra charge, but subject to shipping delay.

Four different sizes, with or without cladded block, plus interior and finish options add the customized touch to your Mosler Money Safe.

The ultimate in protection, the last word in styling, your own mini-vault, or maxi-safe.




For handle projection add 2 7/8" to body depth. Dimensions of cladded safe are approximate.



Catalog No.	Code No.	DIMENSIONS						Clear Door Open.	Locking Lugs	Inner Door Open.	Inner Comp. Depth	Outer Comp. Depth	Est. Ship. Wt.
		Inside (Clear)			Outside (Body)								
		High	Wide	Deep	High	Wide	Deep						
209-TRTL-30	367040	14	14	12	16	16	17	9	4				560
With Inner Door	367050	14	14		16	16	17	9	4	5 7/8	* 8 1/4	3 1/4	590
Unit in CB-3	367046	14	14	12	32	26	21	9	4				1760
In CB-3 with I/D	367056	14	14		32	26	21	9	4	5 7/8	* 8 1/4	3 1/4	1790

* Allow 1 1/8" for lock projection into inner compartment.


For handle projection add 3 1/2" to body depth. Dimensions of cladded safe are approximate.



Catalog No.	Code No.	DIMENSIONS						Clear Door Open.	Locking Lugs	Inner Door Open.	Inner Comp. Depth	Outer Comp. Depth	Est. Ship. Wt.
		Inside (Clear)			Outside (Body)								
		High	Wide	Deep	High	Wide	Deep						
312-TRTL-30	367080	18	18	12 1/4	20	20	17 1/4	12	6				820
With Inner Door	367090	18	18		20	20	17 1/4	12	6	5 7/8	* 8 1/2	3 1/4	865
Unit in CB-3	367086	18	18	12 1/4	32	26	21	12	6				1770
In CB-3 with I/D	367096	18	18		32	26	21	12	6	5 7/8	* 8 1/2	3 1/4	1815

* Allow 1 1/8" for lock projection into inner compartment.


For handle projection add 4 1/4" to body depth. (2 3/8" with geared handle removed)
Dimensions of cladded safe are approximate.



Catalog No.	Code No.	DIMENSIONS						Clear Door Open.	Locking Lugs	Inner Door Open.	Inner Comp. Depth	Outer Comp. Depth	Est. Ship. Wt.
		Inside (Clear)			Outside (Body)								
		High	Wide	Deep	High	Wide	Deep						
618-TRTL-30	367120	23	23	18 1/8	25	25	23 1/8	18	6				1400
With Inner Door	367130	23	23		25	25	23 1/8	18	6	8 7/8	* 13 1/8	4 3/8	1465
Unit in CB-4	367124	23	23	18 1/8	32	32	28	18	6				2650
In CB-4 with I/D	367134	23	23		32	32	28	18	6	8 7/8	* 13 1/8	4 3/8	2715

* Allow 1 1/8" for lock projection into inner compartment.

For handle projection add 4 1/2" to body depth. (2 3/8" with geared handle removed)
Dimensions of cladded safe are approximate.



Catalog No.	Code No.	DIMENSIONS						Clear Door Open.	Locking Lugs	Inner Door Open.	Inner Comp. Depth	Outer Comp. Depth	Est. Ship. Wt.
		Inside (Clear)			Outside (Body)								
		High	Wide	Deep	High	Wide	Deep						
718-TRTL-30	367160	30	28	20	32	30	25	18	6				1950
With Inner Door	367170	30	28		32	30	25	18	6	8 7/8	* 14 1/8	4 3/8	2025
Unit in CB-5	367165	30	28	20	42	42	28	18	6				4210
In CB-5 with I/D	367175	30	28		42	42	28	18	6	8 7/8	* 14 1/8	4 3/8	4285

* Allow 1 1/8" for lock projection into inner compartment.